CAMBERWELL HOCKEY CLUB

Running the Scoreboard

with the **Scoreboard** app



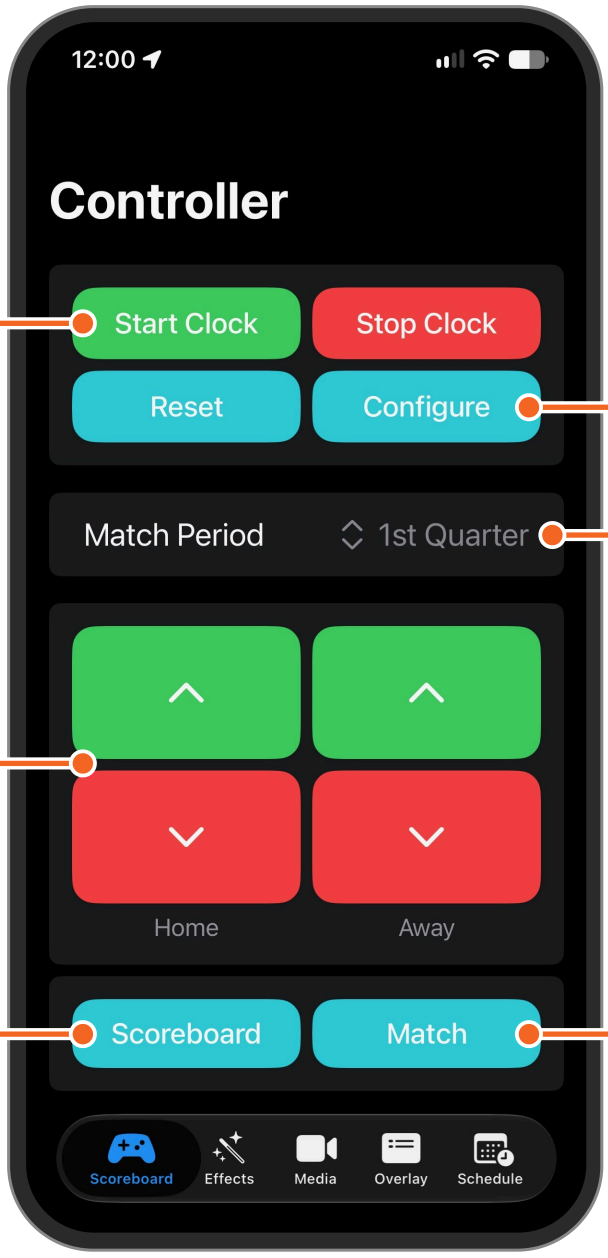

1 Match clock

Tap **Start Clock** to run the clock and **Stop Clock** to pause it.

2 Clock setup

Reset puts the clock back to the period start.

Configure sets the period length.

3 Period

Tap **Match Period** to choose the current period, e.g. 1st Quarter.

4 Goals

Green ▲ adds a goal, **red** ▼ takes one off.

Left is Home, right is Away.

5 Teams

Tap **Match** to enter the match name and pick the home and away teams.

6 Scoreboard

Choose the display to control, and set brightness and goal animations.

Before you start

1

Check the **scoreboard** is switched on.

2

Open the **Scoreboard** app and tap the **Scoreboard** tab at the bottom.

3

Tap **Scoreboard**, make sure the display you want is **ticked**, then tap **Update**.

Seeing **"No Connection"**? Check your phone has Wi-Fi or mobile data. The scoreboard reconnects automatically.

Running the Scoreboard: the details

Turn over for the basics

1 Setting the clock



Reset

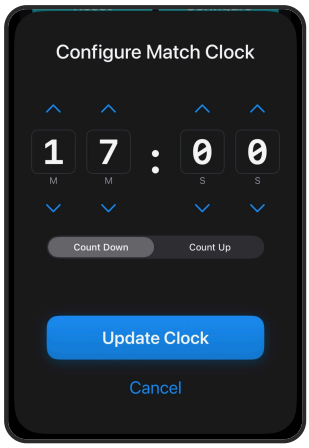

Configure

Reset

Shows the period length. Tap **Reset Clock** to put the clock back to that time, ready for the next period.

Configure

Use the ▲ ▼ arrows to set the minutes and seconds. Choose **Count Down** (to zero) or **Count Up**, then tap **Update Clock**.

The clock doesn't start until you tap **Start Clock**.

2 Match name & teams

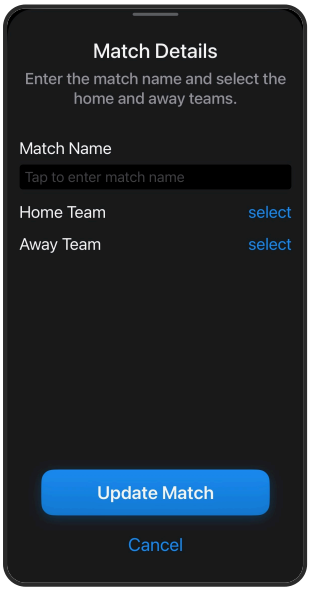

Match details



Select team

- Tap **Match** and type the match name.
- Tap **select** next to Home Team, pick the team (use the A–Z letters to jump), then tap **Select Team**.
- Do the same for the Away Team, then tap **Update Match**.

3 Pre-match playlists

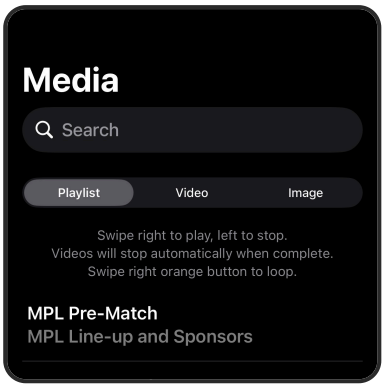

Media tab

- Tap the **Media** tab, then **Playlist**.
- Swipe **MPL** or **WPL Pre-Match** to the **right** to play it, or to the **left** to stop. It stops by itself when it finishes.
- For a single clip, tap **Video** and swipe it the same way.

4 Scoreboard settings

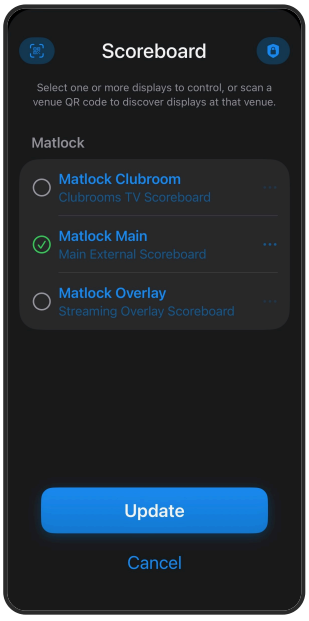

Choose display

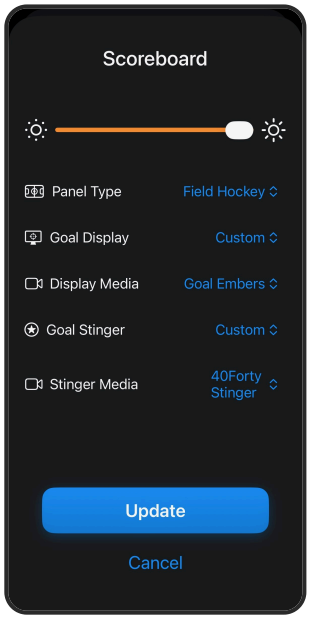

Settings

- Tap **Scoreboard** on the controller. Tick the display, then tap its ••• button.
- **Brightness:** drag the orange slider.
- **Panel Type:** the scoreboard layout for the sport.
- **Goal Display:** the animation shown when a goal is scored. *Custom* lets you pick a clip in Display Media.
- **Goal Stinger:** what plays after it, such as the *Team Logo*.
- Tap **Update** to send the changes.